


Site Usage


 **252 Visits**

 **31.35% Bounce Rate**

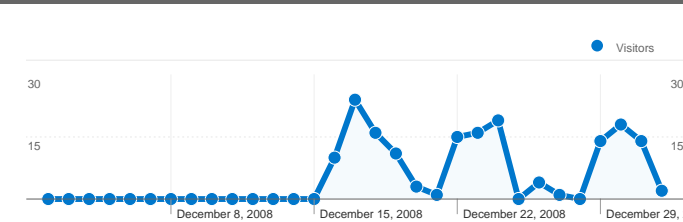
 **1,028 Pageviews**

 **00:05:11 Avg. Time on Site**

 **4.08 Pages/Visit**

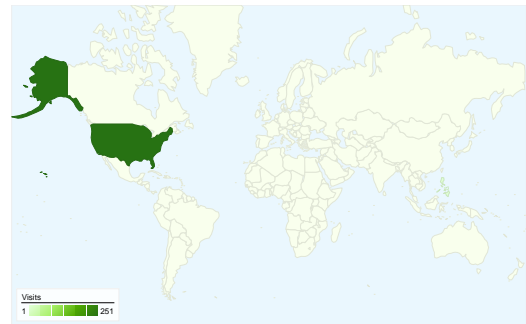
 **47.22% % New Visits**

Visitors Overview

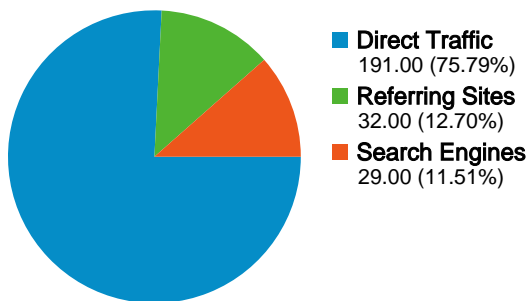


Visitors
119

Map Overlay world

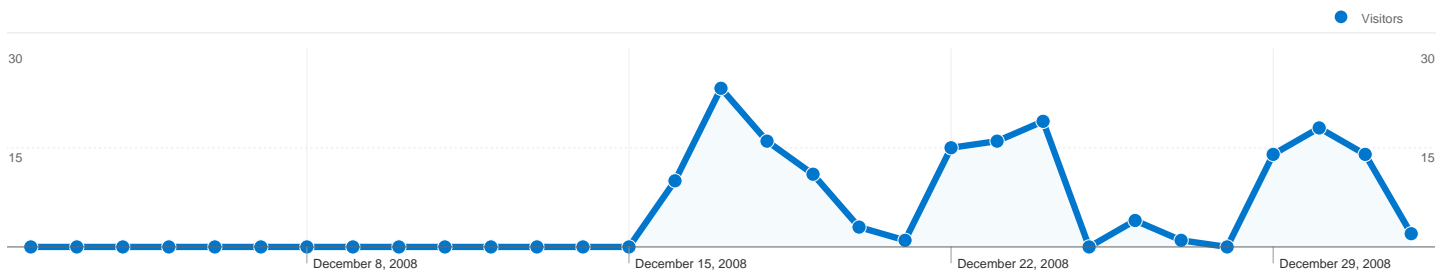


Traffic Sources Overview



Content Overview

| Pages | Pageviews | % Pageviews |
|---------------------------|-----------|-------------|
| / | 161 | 15.66% |
| /Employment+and+Education | 157 | 15.27% |
| /Links+to+the+Centers | 75 | 7.30% |
| /WCRC+Public+Home | 60 | 5.84% |
| /Employment-and-Education | 53 | 5.16% |



119 people visited this site

252 Visits

119 Absolute Unique Visitors

1,028 Pageviews

4.08 Average Pageviews

00:05:11 Time on Site

31.35% Bounce Rate

47.22% New Visits

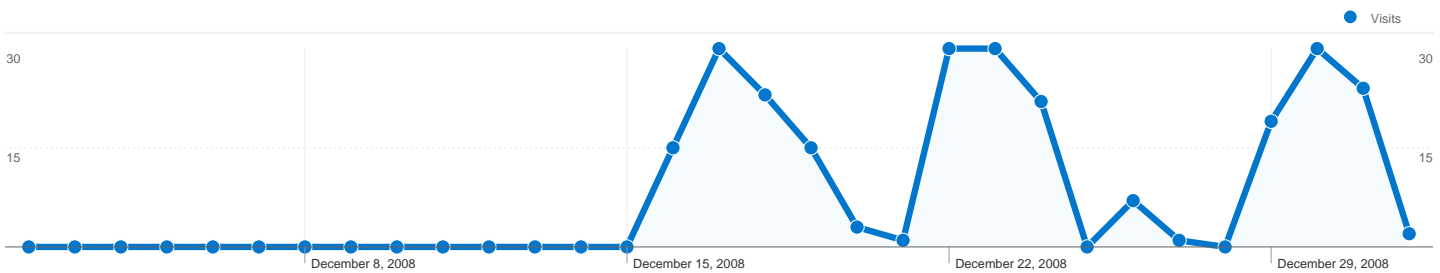
Technical Profile

| Browser | Visits | % visits | Connection Speed | Visits | % visits |
|-------------------|--------|----------|------------------|--------|----------|
| Internet Explorer | 236 | 93.65% | T1 | 130 | 51.59% |
| Firefox | 12 | 4.76% | DSL | 74 | 29.37% |
| Safari | 3 | 1.19% | Cable | 21 | 8.33% |
| Mozilla | 1 | 0.40% | Unknown | 21 | 8.33% |
| | | | Dialup | 5 | 1.98% |


Traffic Sources Overview

Dec 2, 2008 - Jan 1, 2009


Comparing to: Site

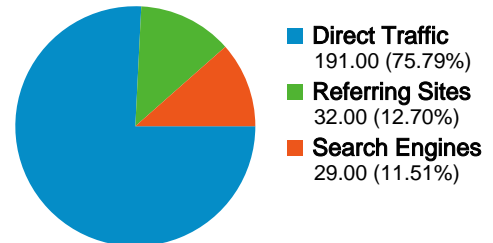


All traffic sources sent a total of 252 visits

 75.79% Direct Traffic

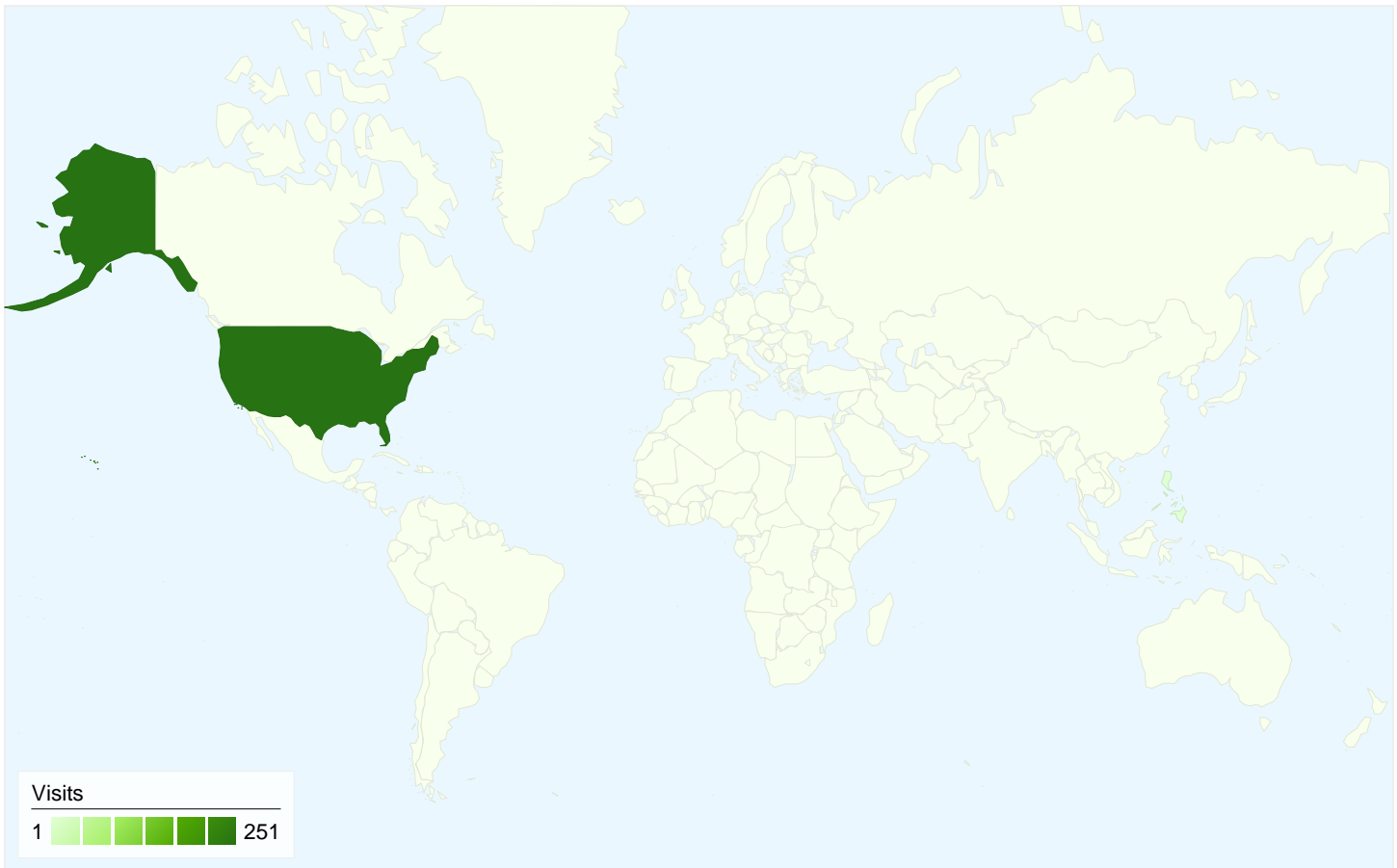
 12.70% Referring Sites

 11.51% Search Engines



Top Traffic Sources

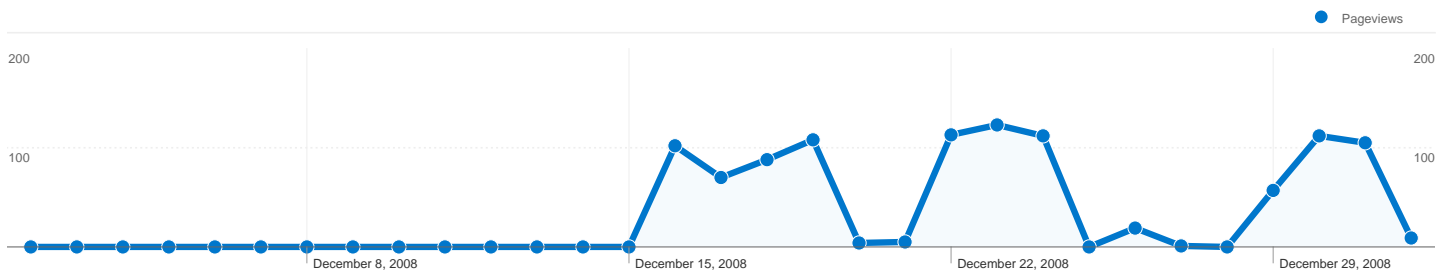
| Sources | Visits | % visits | Keywords | Visits | % visits |
|------------------------------|--------|----------|-----------------------------|--------|----------|
| (direct) ((none)) | 191 | 75.79% | www.wcrc.pbwiki.com | 16 | 55.17% |
| dmh.lacounty.info (referral) | 15 | 5.95% | wcrc pbwiki | 3 | 10.34% |
| yahoo (organic) | 15 | 5.95% | "connie jackson" el segundo | 1 | 3.45% |
| google (organic) | 10 | 3.97% | akbar chatman | 1 | 3.45% |
| cm.my.yahoo.com (referral) | 5 | 1.98% | harbor ucla employment | 1 | 3.45% |



252 visits came from 2 countries/territories

Site Usage

| | | | | | | | | | | | |
|--|--|--|--|--|-------------|--|--|--|--|-------------|--|
| Visits 252 % of Site Total: 100.00% | | Pages/Visit 4.08 Site Avg: 4.08 (0.00%) | | Avg. Time on Site 00:05:11 Site Avg: 00:05:11 (0.00%) | | % New Visits 46.83% Site Avg: 47.22% (-0.84%) | | Bounce Rate 31.35% Site Avg: 31.35% (0.00%) | | | |
| Country/Territory | | | | Visits | Pages/Visit | Avg. Time on Site | | % New Visits | | Bounce Rate | |
| United States | | | | 251 | 4.09 | 00:05:12 | | 46.61% | | 31.08% | |
| Philippines | | | | 1 | 1.00 | 00:00:00 | | 100.00% | | 100.00% | |
| 1 - 2 of 2 | | | | | | | | | | | |



Pages on this site were viewed a total of 1,028 times

 1,028 Pageviews

 674 Unique Views

 31.35% Bounce Rate

Top Content

| Pages | Pageviews | % Pageviews |
|---------------------------|-----------|-------------|
| / | 161 | 15.66% |
| /Employment+and+Education | 157 | 15.27% |
| /Links+to+the+Centers | 75 | 7.30% |
| /WCRC+Public+Home | 60 | 5.84% |
| /Employment-and-Education | 53 | 5.16% |